


LET IT RIP PENCIL GRIP

RIGHT-HAND




PICK UP YOUR PENCIL

USE YOUR INDEX
AND THUMB

LET YOUR PENCIL HANG,
THIS IS STEP ONE

WITH YOUR OTHER HAND -
ROTATE YOUR PENCIL SO IT
SITS JUST RIGHT

THEN PINCH IT TIGHT



NOW YOU'VE GOT
THE GRIP -
WITH YOUR
WRITING LET RIP



LET IT RIP PENCIL GRIP

LEFT-HAND

PICK UP YOUR PENCIL

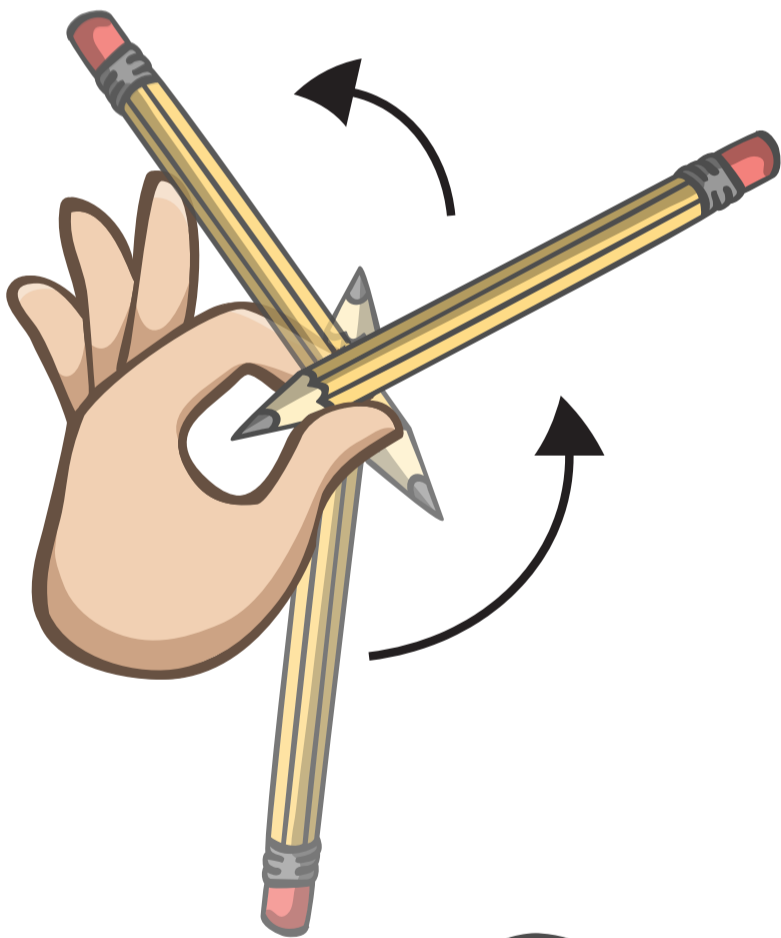
USE YOUR INDEX
AND THUMB

LET YOUR PENCIL HANG,
THIS IS STEP ONE



WITH YOUR OTHER HAND -
ROTATE YOUR PENCIL SO IT
SITS JUST RIGHT

THEN PINCH IT TIGHT



NOW YOU'VE GOT
THE GRIP -
WITH YOUR
WRITING LET RIP



